



جامعة الإمام عبد الرحمن بن فيصل
IMAM ABDULRAHMAN BIN FAISAL UNIVERSITY

مستشفى الملك فهد الجامعي
King Fahad Hospital The University

Enoxaparin



What is Enoxaparin?

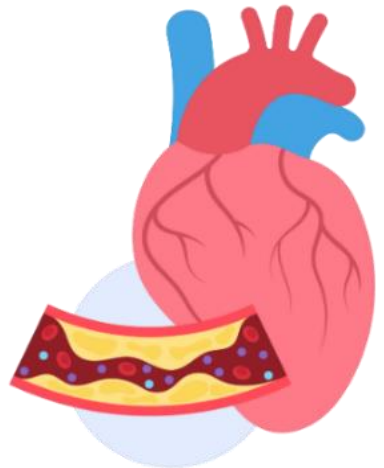
Enoxaparin also known by the trade name Clexane is a type of anticoagulant medication, also referred to as a blood thinner.



**Enoxaparin Sodium
Injection, USP
40 mg/0.4 mL**

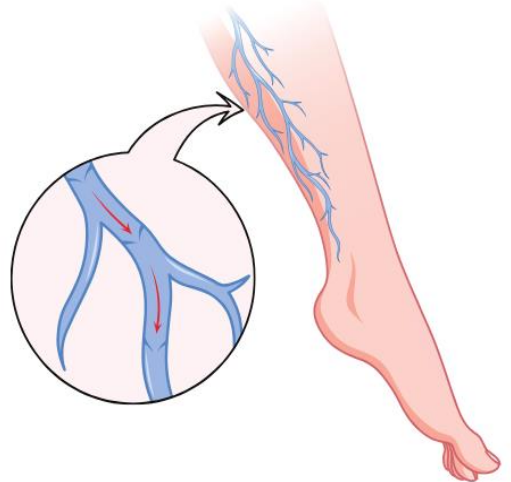
What are the indications for the use of Enoxaparin?

- Prevention of Deep Vein Thrombosis:
 - It is used to prevent blood clots after a person has undergone surgery or if the individual is confined to bed due to illness.
- Prevention of Vascular Complications
 - It is used to prevent complications resulting from angina or heart attacks.



What are the indications for the use of Enoxaparin?

- Treatment of Deep Vein Thrombosis:
 - It is used to treat blood clots that occur in the veins of the leg.
- Treatment of Pulmonary Embolism:
 - It is used to treat blood clots that travel to the lungs.

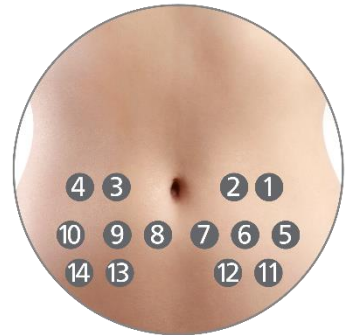


How to inject Enoxaparin?

1. Wash your hands with soap and water and dry them well, then sit or lie down in a comfortable position so that you can clearly see the injection site.



2. The best injection site is the lower part of the abdomen, as shown in the picture. Choose an area either on the right or left side of your abdomen, about 5 cm away from the navel, you should inject the medication in a different site each time, as illustrated.



How to inject Enoxaparin?

3. Clean the skin at the injection site using an alcohol swab and allow it to dry.



4. Remove the needle cover by pulling it straight off and dispose of it in a sharps' container.



5. Use your dominant hand (the one you write with) to hold the syringe from the middle, similar to how you hold a pen.



How to inject Enoxaparin?

6. Pinch the skin at the injection site with your other hand. In a quick, smooth motion, push the needle straight down into the skin at a 90-degree angle.



7. To inject the full dose of medication, use your thumb to slowly push the plunger down until it reaches the end.



How to inject Enoxaparin?

8. Remove the needle from the skin at the same angle as it was inserted, straight out.



9. After finishing, make sure to activate the safety plunger by pressing it again, and keep it out of reach of others.



10. Dispose the syringe by placing it in a sharps' container. Pre-filled syringes should not be used more than once.



What things to consider when using Enoxaparin?

- In order to ensure that the drug enters the fatty tissue, you need to make sure that the dermis is held at the injection site until it is completely finished, as the medication's mistaken entry into the muscle can lead to bruises.
- Switch the injection side daily with the exchange between the right and left side.
- Take the injection at the same time every day.
- To reduce infection you must not touch the needle before injection or touch the syringe anywhere.
- Don't blow the needle cover so you don't bend.
- Stay away from injecting bruised or scarring sites.
- Stay away from injecting in places under your clothes.

What things to consider when using Enoxaparin?

- To avoid any scratch, avoid rubbing the skin after injection.
- Don't let anyone use your enoxaparin injection.

What should I do if I find an air bubble inside the syringe?

You don't have to do anything to remove the air bubble before taking the syringe as it is normal.



What are the side effects of the medication and when should I see a doctor?

One of the most common side symptoms associated with this medication is the patient's increased susceptibility to bleeding or bruising.

You should immediately contact your physician or pharmacist when any of the following occurs:

- Change the skin color that is close to the previous injection site or redness, hotness or bloating.
- Bleeding from the nose.
- Coughing or vomiting accompanied by blood.
- Blood in the urine or stool.
- Bruises not caused by blows or apparent cause.



Sources and references:

All illustrations used from [canva.com](https://www.canva.com)

Review and Audit:

The content of this booklet was reviewed by the Department of Pharmacy Services at King Fahd University Hospital.

Department of Pharmacy Services

Health Awareness Unit

IAU-24-580



جامعة الإمام عبد الرحمن بن فيصل
IMAM ABDULRAHMAN BIN FAISAL UNIVERSITY

مستشفى الملك فهد الجامعي
King Fahad Hospital The University