




جامعة الإمام عبد الرحمن بن فيصل  
IMAM ABDULRAHMAN BIN FAISAL UNIVERSITY



SDG 17.2.3  
International  
Collaboration  
2022-2023



## Table of Contents

1. Imam Abdulrahman Bin Faisal University (IAU) Ranking Position in GREENMETRIC World University Rankings 2022.....	3
2. Imam Abdulrahman Bin Faisal University (IAU) Ranking Position in QS Sustainability Rankings 2023 & 2024.....	6

## 1. Imam Abdulrahman Bin Faisal University (IAU) Ranking Position in GREENMETRIC World University Rankings 2022

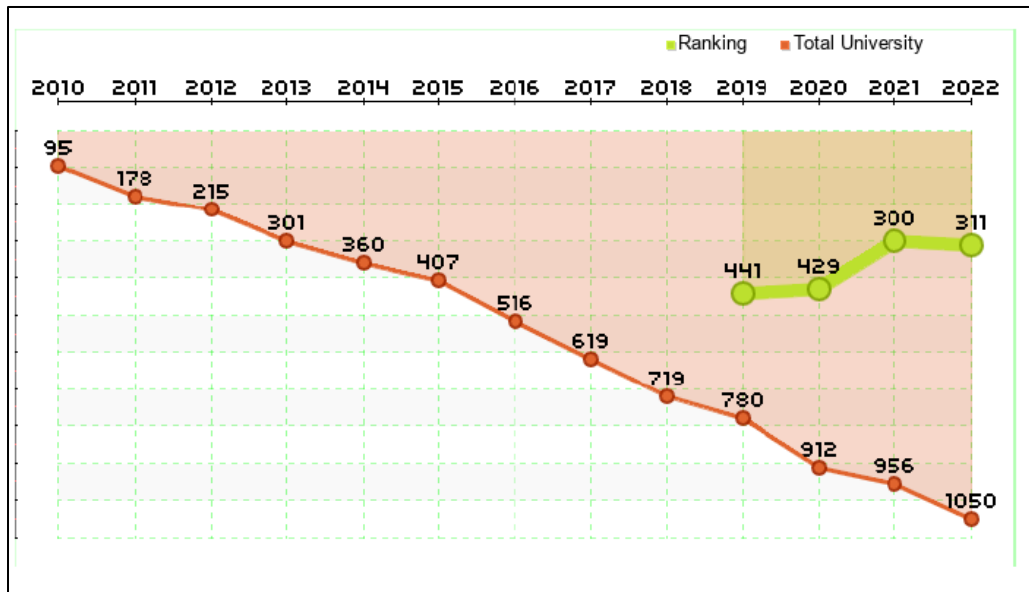
### 2. GreenMetric World University\* Last three year

Years	International	Arab (Regional)	Locally
2020	429	32	5
2021	300	32	5
2022	311	24	4

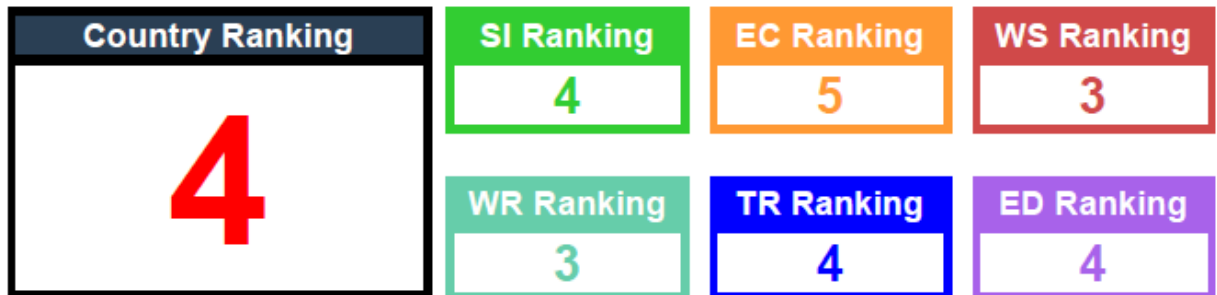
### 3. World Ranking & IAU Rank



### 4. World Rankings History



## 5. Ranking in Saudi Arabia



## 6. Indicator-wise Score

Category	Point	Maximum Point	Percentage
Setting and Infrastructure (SI)	1,000	1500	66.67 %
Energy and Climate Change (EC)	960	2100	45.71 %
Waste (WS)	1,500	1800	83.33 %
Water (WR)	800	1000	80.00 %
Transportation (TR)	1,250	1800	69.44 %
Education (ED)	1,425	1800	79.17 %
<b>Total Score</b>	6,935	10000	69.35 %

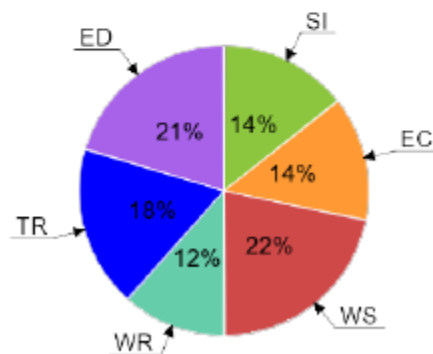


Figure 1.1 Overall Score Diagram

SDG 17.2.3

International Collaboration



جامعة الإمام عبد الرحمن بن فيصل  
IMAM ABDULRAHMAN BIN FAISAL UNIVERSITY

## 7. Certificate



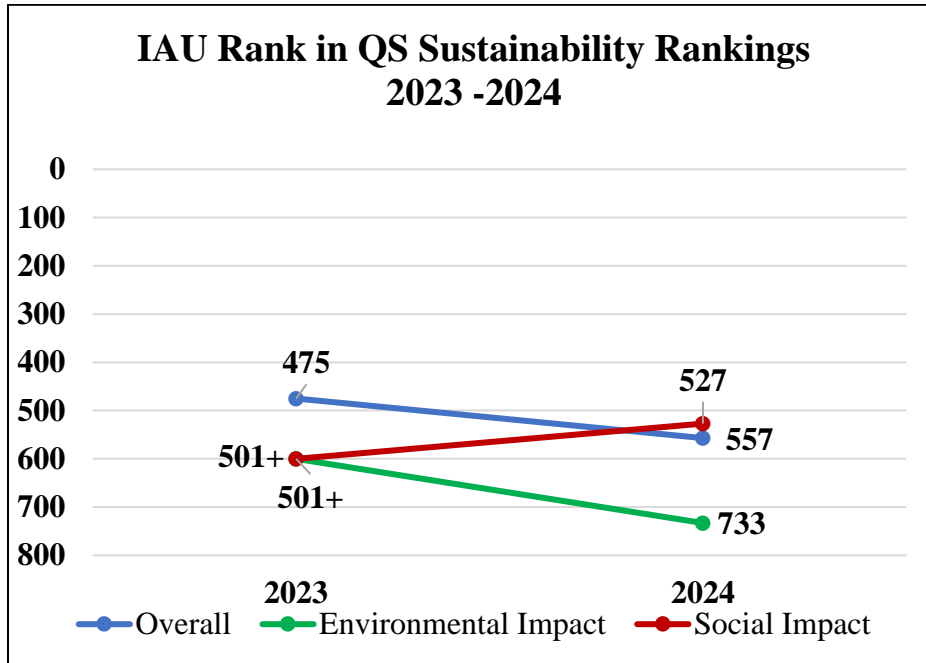
## 2. Imam Abdulrahman Bin Faisal University (IAU) Ranking Position in QS Sustainability Rankings 2023 & 2024

### 1. Global Review

Category	2023	2024
Published Institutions	700	1403
Asia	-	478
Saudi Arabia	-	17

### 2. IAU Rank in QS Sustainability Rankings 2023 to 2024

IAU Rank	2023	2024
Overall	<b>451-500</b> (Out of 700 institutions)	<b>=557</b> (Out of 1403 institutions)
Asia	-	<b>129</b> (Out of 478 institutions)
Saudi Arabia	-	<b>4</b> (Out of 17 institutions)
Environmental Impact	<b>501+</b>	<b>=733</b>
Social Impact	<b>501+</b>	<b>=527</b>



3. IAU Ranking Performance on QS Sustainability Rankings indicators 2024

Sections	Indicators	2024
Environmental Impact	Environmental Sustainability	=393
	Environmental Research	655
	Environmental Education	1001+
Social Impact	Equality	=364
	Knowledge Exchange	=390
	Health & Wellbeing	391
	Employability and Outcomes	=726
	Impact of Education	1001+
Governance	Good Governance	562

#### 4. IAU Score on QS Sustainability Rankings indicators during 2023 and 2024

Sections & Indicators	2023	2024
Environmental Impact	22.5	42.4
Environmental Research	1.8	70.2
Environmental Sustainability	46.5	43.1
Environmental Education	27.1	18.9
Social Impact	19	66.0
Health & Wellbeing	9.6	76.5
Knowledge Exchange	19	75.3
Equality	55.1	73.4
Employability and outcomes	27.6	56.9
Impact of Education	8.4	47.8
Governance	-	68.4

\*\*\*\*\*